hansgrohe

DE Gebrauchsanleitung / Montageanleitung 2
FR Mode d'emploi / Instructions de montage 3
Instructions for use / assembly instructions 4



PuraVida
15445XXX



Metris
31454000



Metris S
31465XXX



Metris
31493XXX



Focus
31945XXX



Talis S
32475XXX

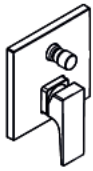

Metropol
32545XXX



Novus
71045000



Logis E
71404000



Logis
71405000



Talis E
71745XXX



Talis S
72405XXX



Talis Classic
14145XXX



Metropol Classic
31345XXX



Metris Classic
31485000



Logis Loop
71264000



Novus Loop
71345000



Vernis Blend
71466XXX



Vernis Shape
71468XXX



Metropol
74545XXX

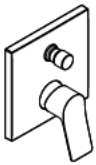

Vivenis
75415XXX



Finoris
76415XXX

Sicherheitshinweise

Bei der Montage müssen zur Vermeidung von Quetsch- und Schnittverletzungen Handschuhe getragen werden.

Das Produkt darf nur zu Bade-, Hygiene- und Körperreinigungszwecken eingesetzt werden.

Große Druckunterschiede zwischen den Kalt- und Warmwasseranschlüssen müssen ausgeglichen werden.

Montagehinweise

- Vor der Montage muss das Produkt auf Transportschäden untersucht werden. Nach dem Einbau werden keine Transport- oder Oberflächenschäden anerkannt.
- Die Leitungen und die Armatur müssen nach den gültigen Normen montiert, gespült und geprüft werden.
- Die in den Ländern jeweils gültigen Installationsrichtlinien sind einzuhalten.

Technische Daten

Betriebsdruck:	max. 1 MPa
Empfohlener Betriebsdruck:	0,1 - 0,5 MPa
Prüfdruck:	1,6 MPa
	(1 MPa = 10 bar = 147 PSI)
Heißwassertemperatur:	max. 60°C
Thermische Desinfektion:	70°C / 4 min

Das Produkt ist ausschließlich für Trinkwasser konzipiert!

Symbolerklärung

Kein essigsäurehaltiges Silikon verwenden!

Justierung (siehe Seite 35)

Einstellen der Warmwasserbegrenzung. In Verbindung mit Durchlauferhitzern ist eine Warmwassersperre nicht zu empfehlen.

Reinigung (siehe Seite 36)

Maße (siehe Seite 38)

Durchflussdiagramm (siehe Seite 39)

freier Durchfluss

① Abgang Brause
② Abgang Wanne

Serviceteile (siehe Seite 40)

Sonderzubehör (siehe Seite 40)

nicht im Lieferumfang enthalten

- Verlängerung 25 mm #13595000
- Verlängerung 22 mm (bei geringer Einbautiefe) #13597XXX, #15597XXX, #13593XXX

Bedienung (siehe Seite 37)

Prüfzeichen (siehe Seite 48)

Störung	Ursache	Abhilfe
Armatur schwergängig	- Kartusche defekt, verkalkt	- Kartusche austauschen
Armatur tropft	- Kartusche defekt	- Kartusche austauschen
Umsteller funktioniert nicht	- Ablagerungen	- Umsteller reinigen / O-Ringe fetten
	- Zu geringer Wasserdruck	- Wasserdruck erhöhen
	- Umsteller defekt	- Umsteller austauschen
Zu niedrige Warmwassertemperatur, kein Kaltwasser. Durchlauferhitzer springt an, wenn Kaltwasser angewählt wird.	- Warmwasserbegrenzung falsch eingestellt	- Warmwasserbegrenzung einstellen
	- Kreuzfluss	- Kartusche austauschen

Consignes de sécurité

⚠ Lors du montage, porter des gants de protection pour éviter toute blessure par écrasement ou coupure.

⚠ Le produit ne doit servir qu'à se laver et à assurer l'hygiène corporelle.

⚠ Il est conseillé d'équilibrer les pressions de l'eau chaude et froide.

Instructions pour le montage

- Avant son montage, s'assurer que le produit n'a subi aucun dommage pendant le transport Après le montage, tout dommage de transport ou de surface ne pourra pas être reconnu.
- Les conduites et la robinetterie doivent être montés, rincés et contrôlés selon les normes en vigueur.
- Les directives d'installation en vigueur dans le pays concerné doivent être respectées.

Informations techniques

Pression de service autorisée:	max. 1 MPa
Pression de service conseillée:	0,1 - 0,5 MPa
Pression maximum de contrôle:	1,6 MPa
	(1 MPa = 10 bar = 147 PSI)
Température d'eau chaude:	max. 60°C
Désinfection thermique:	70°C / 4 min

Le produit est exclusivement conçu pour de l'eau potable!

Description du symbole

Ne pas utiliser de silicone contenant de l'acide acétique!

Etalonnage (voir pages 35)

Réglage de la limitation d'eau chaude. En liaison avec les chauffe-eau, un blocage de l'eau chaude n'est pas recommandable.

Nettoyage (voir pages 36)

Dimensions (voir pages 38)

Diagramme du débit (voir pages 39)

débit libre

① Sortie douche
② Sortie baignoire

Pièces détachées (voir pages 40)

Accessoires en option (voir pages 40)

ne fait pas partie de la fourniture

- jeu de rallonge 25 mm #13595000
- Rallonge de 22 mm (pour profondeur de montage trop faible) #13597XXX, #15597XXX, #13593XXX

Instructions de service (voir pages 37)

Classification acoustique et débit (voir pages 48)

Dysfonctionnement	Origine	Solution
Dureté de fonctionnement	- Cartouche défectueuse, entartrée	- Changer la cartouche
Le mitigeur goutte	- Cartouche défectueuse	- Changer la cartouche
L'inverseur ne fonctionne pas	- Dépôts	- Nettoyer l'inverseur / graisser les joints toriques
	- Pression d'alimentation insuffisante	- Augmenter la pression d'alimentation
	- Inverseur défectueux	- Changez l´inverseur
Température d'eau chaude trop basse, pas d´eau froide Le chauffe eau instantanése met en route quand on puise de l'eau froide.	- Limiteur de température mal positionné	- Positionner le limiteur de température
	- Flux inversé	- Changer la cartouche

Montage

Safety Notes

⚠ Gloves should be worn during installation to prevent crushing and cutting injuries.

⚠ The product may only be used for bathing, hygienic and body cleaning purposes.

⚠ The hot and cold supplies must be of equal pressures.

Installation Instructions

- Prior to installation, inspect the product for transport damages. After it has been installed, no transport or surface damage will be honoured.
- The pipes and the fixture must be installed, flushed and tested as per the applicable standards.
- The plumbing codes applicable in the respective countries must be observed.

Technical Data

Operating pressure:	max. 1 MPa
Recommended operating pressure:	0,1 - 0,5 MPa
Test pressure:	1,6 MPa
	(1 MPa = 10 bar = 147 PSI)
Hot water temperature:	max. 60°C
Thermal disinfection:	70°C / 4 min

The product is exclusively designed for drinking water!

Symbol description



Do not use silicone containing acetic acid!



Adjustment (see page 35)

To adjust the hot water limiter. Using a hot water limiter in combination with a continuous flow water heater is not recommended.



Cleaning (see page 36)



Dimensions (see page 38)



Flow diagram (see page 39)

free flow

① Shower outlet
② Tub outlet



Spare parts (see page 40)

Special accessories (see page 40)

order as an extra

- extension 25 mm #13595000
- Extension Set 22 mm (when wall is not deep enough) #13597XXX, #15597XXX, #13593XXX



Operation (see page 37)



Test certificate (see page 48)

Fault	Cause	Remedy
Mixer stiff	- Cartridge defective, calcified	- Exchange cartridge
Mixer dripping	- Cartridge defective	- Exchange cartridge
Diverter not operating	- Residue	- Clean converter / grease O-rings
	- Water pressure to low	- Increase water pressure
	- Diverter defective	- Exchange diverter
Hot water temperature too low, no cold water. Instantaneous water heater starts up when cold water is selected.	- Hot water limiter incorrectly set	- Set hot water limiter
	- Crossflow	- Exchange cartridge



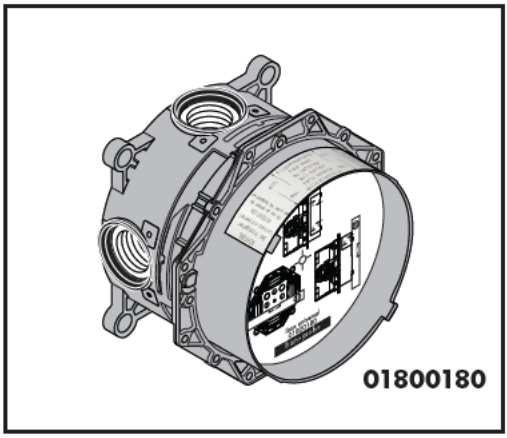
01800180

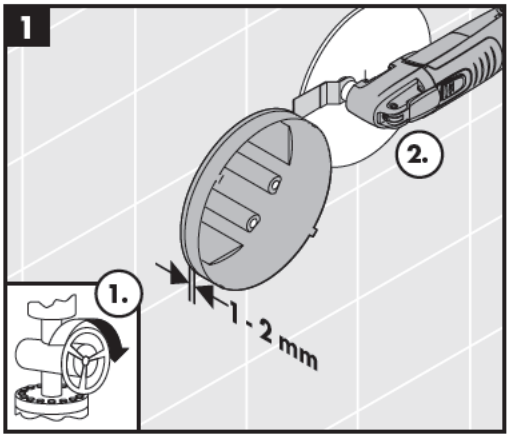
1
2.
1.
1 - 2 mm

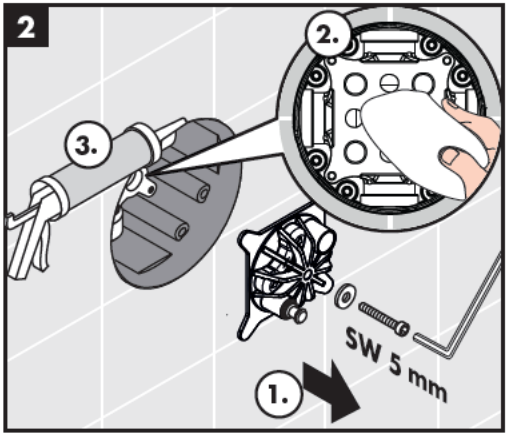
2
2.
3.
SW 5 mm
1.

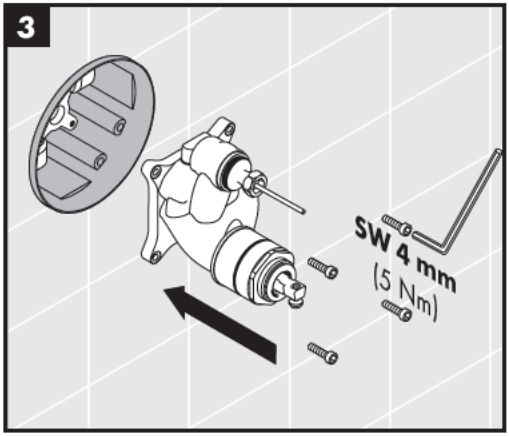
3
SW 4 mm
(5 Nm)

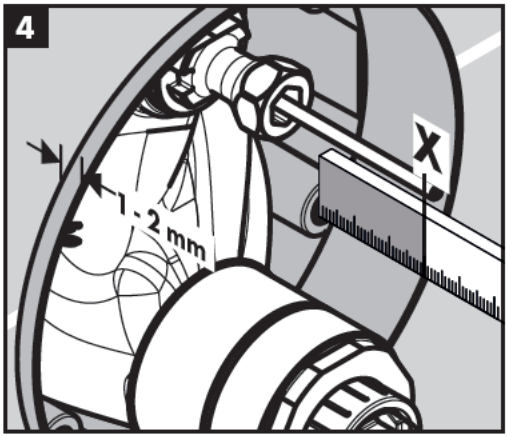
4
1 - 2 mm
X


5
X + 11

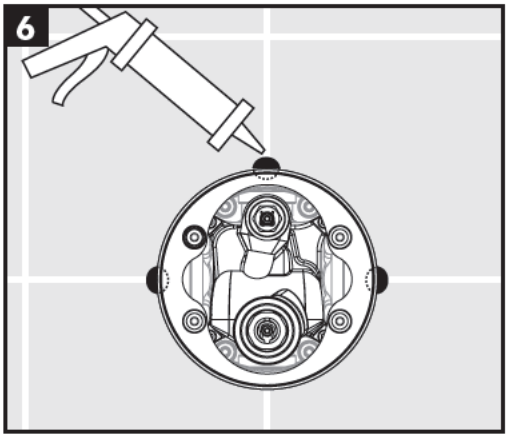

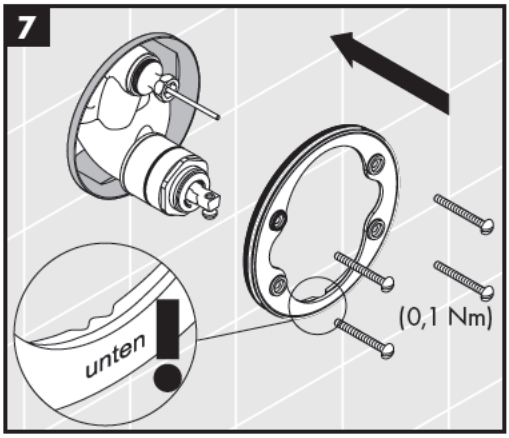

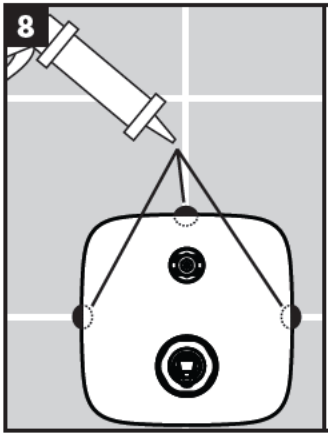

PuraVida
15445XXX

Metris
31454000

Metropol
32545XXX / 74545XXX

Logis Loop
71264000

Logis
71405000

Talis E
71745XXX

Vernis Shape
71468XXX

Vivenis
75415XXX

Finoris
76415XXX

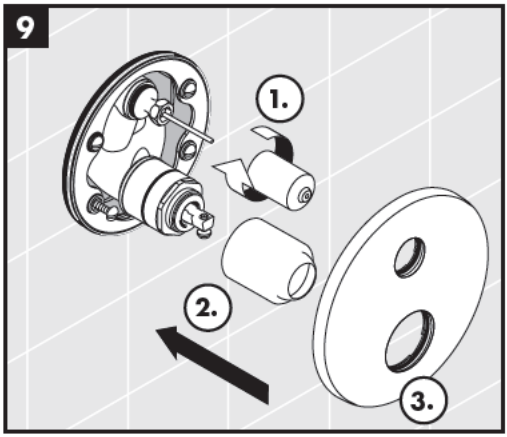

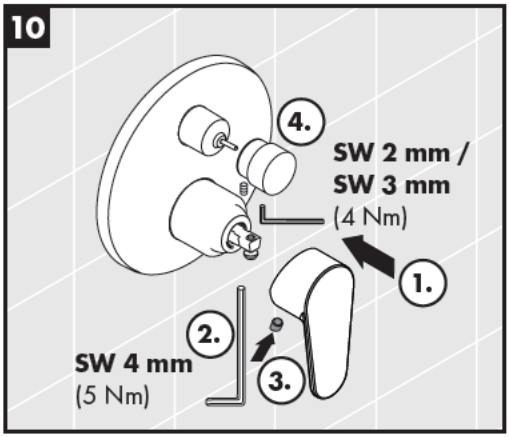


60 °C


10 °C


0,3 MPa
0,3 МПа
0,3 ل‌اکسباجیم

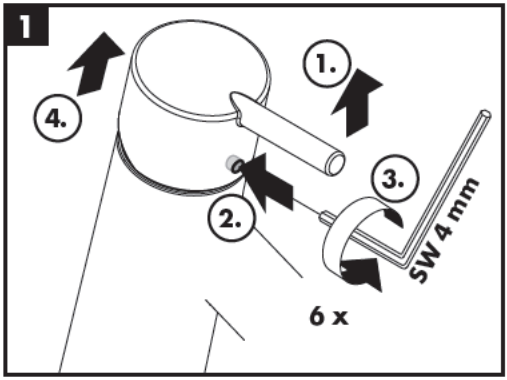
1
4.
1.
3.
2.
SW 4 mm
6 x

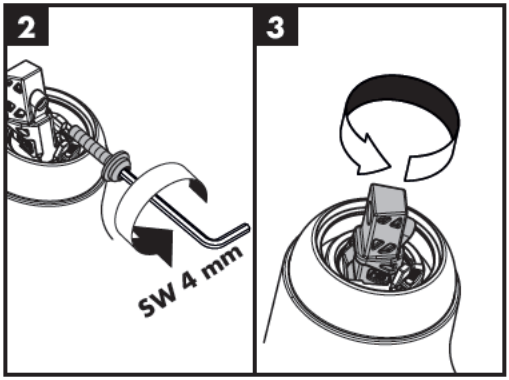
2
SW 4 mm
3

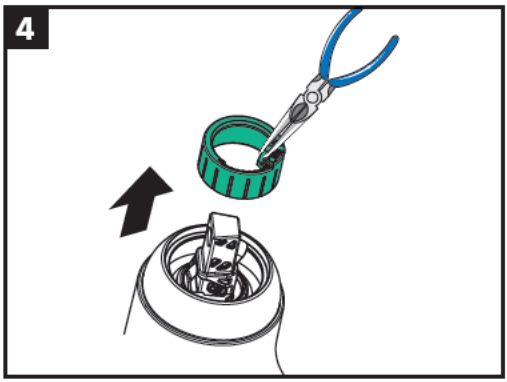
4

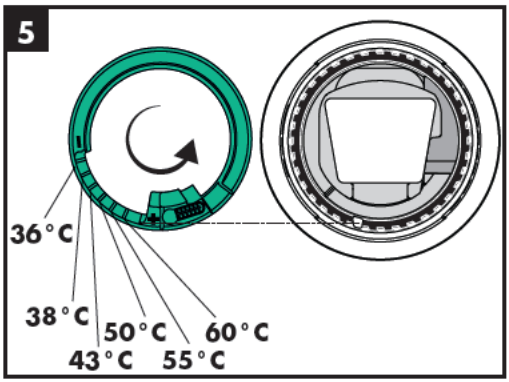
5
36 °C
38 °C
43 °C
50 °C
55 °C
60 °C

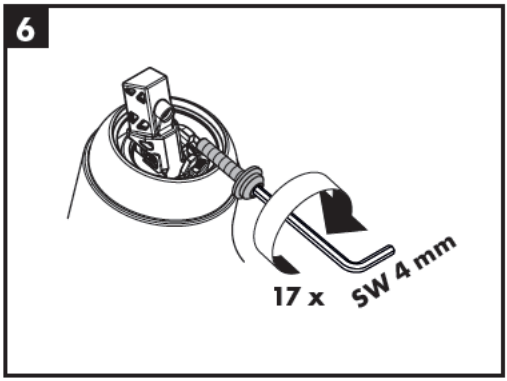
6
17 x
SW 4 mm

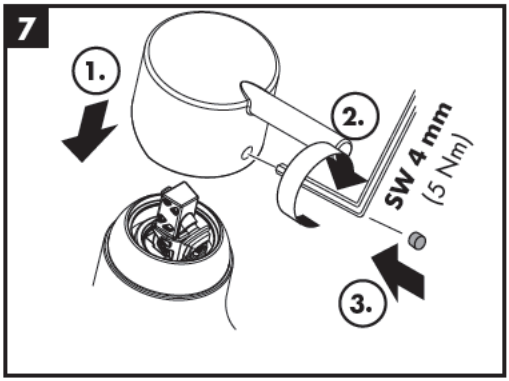
7
1.
2.
SW 4 mm
(5 Nm)
3.

DE Reinigungsempfehlung / Garantie / Kontakt

FR Recommandation pour le nettoyage / Garanties / Contact

EN Cleaning recommendation / Warranty / Contact

www.hansgrohe.com/
cleaning-recommendation



www.hansgrohe.com/
cleaning-recommendation



www.hansgrohe.com/
cleaning-recommendation



www.hansgrohe.com/
cleaning-recommendation

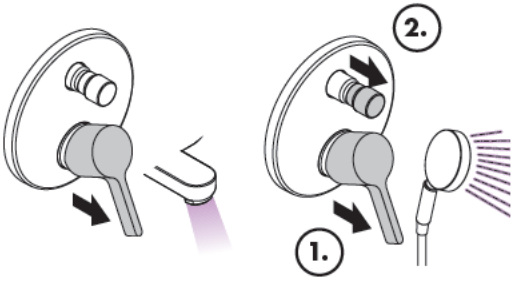

öffnen / ouvert / open /

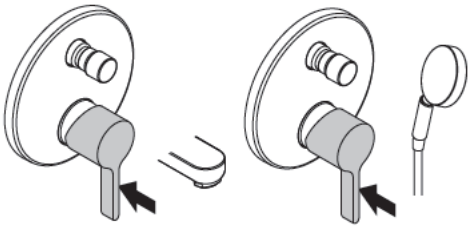

schließen / fermé / close /

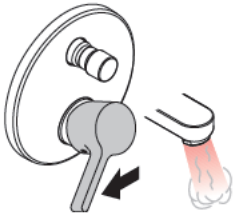

warm / chaud / hot /



kalt / froid / cold /

Talis Classic
14145XXX

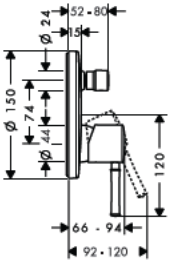

PuraVida
15445XXX

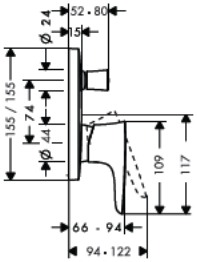

Metropol Classic
31345XXX

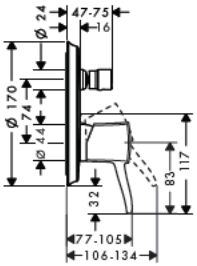

Metris
31454000

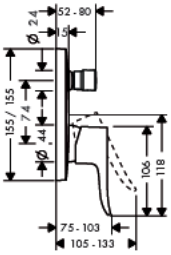

Metris S
31465XXX

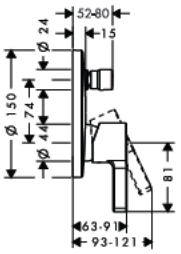

Metris Classic
31485000

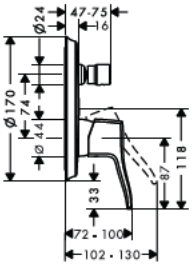

Metris
31493XXX

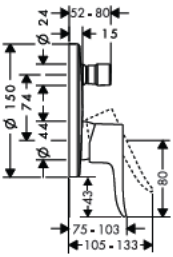

Focus
31945XXX

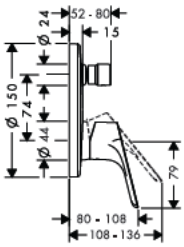

Talis S
32475XXX

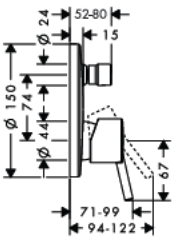

Metropol
32545XXX /
74545XXX

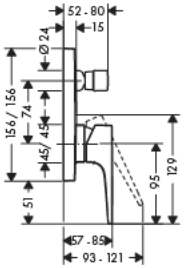

Novus
71045000

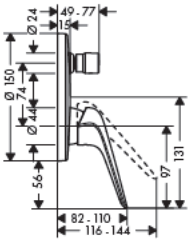

Talis E
71745XXX

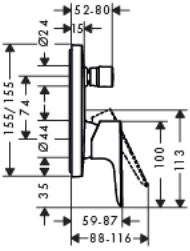

Talis S
72405000

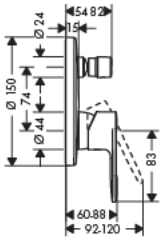

Logis E
71404000

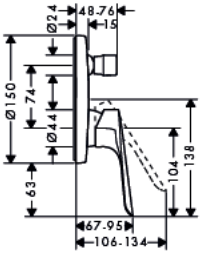

Logis
71405000

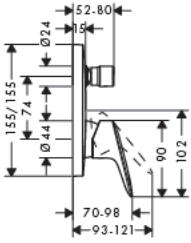

Logis Loop
71264000

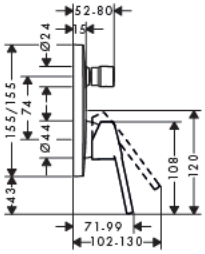

Novus Loop
71345000

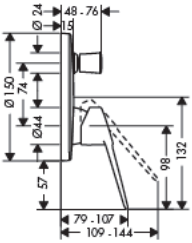

Vernis Blend
71466XXX

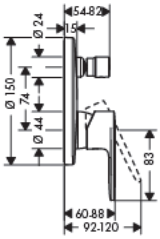

Vernis Shape
71468XXX

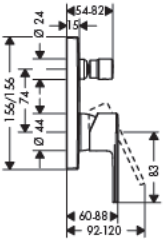

Vivenis
75415XXX

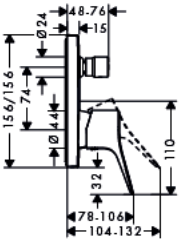

Finoris
76415XXX

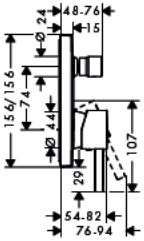

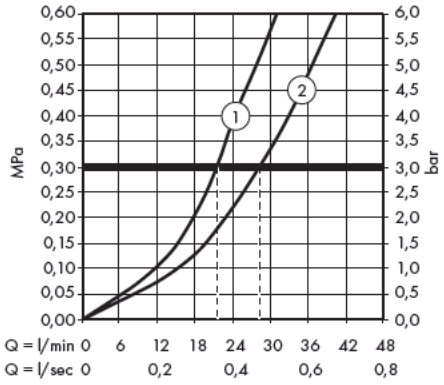

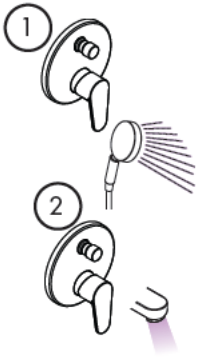

XXX = Farbcodierung / Couleurs / Colors / Trattamento /

/

000 = Chrome
090 = Chrom/Gold-Optik
130 = Polished Bronze
140 = Brushed Bronze
250 = Brushed Gold-Optic
330 = Polished Black Chrome
340 = Brushed Black Chrome
400 = Weiß/Chrom
670 = Matt Black
700 = Matt White
950 = Brushed Brass
990 = Polished Gold-Optic

Metropol 32545XXX **Metropol** 74545XXX

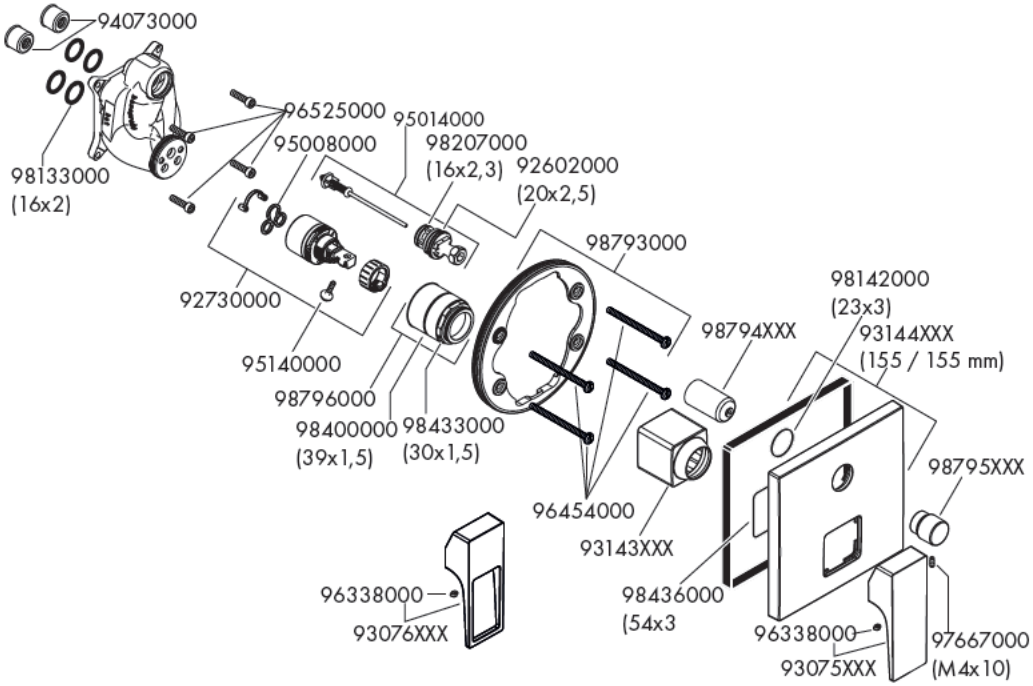

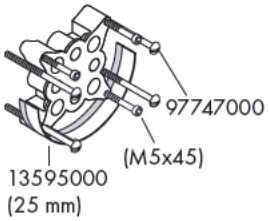

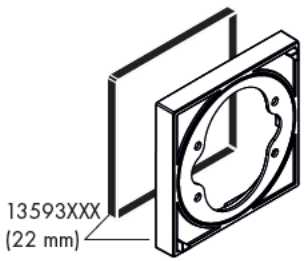

Talis Classic 14145XXX
Metris S 31465XXX
Metris 31493XXX
Focus 31945XXX
Talis S 32475XXX
Talis S 72405XXX
Vernis Blend 71466XXX

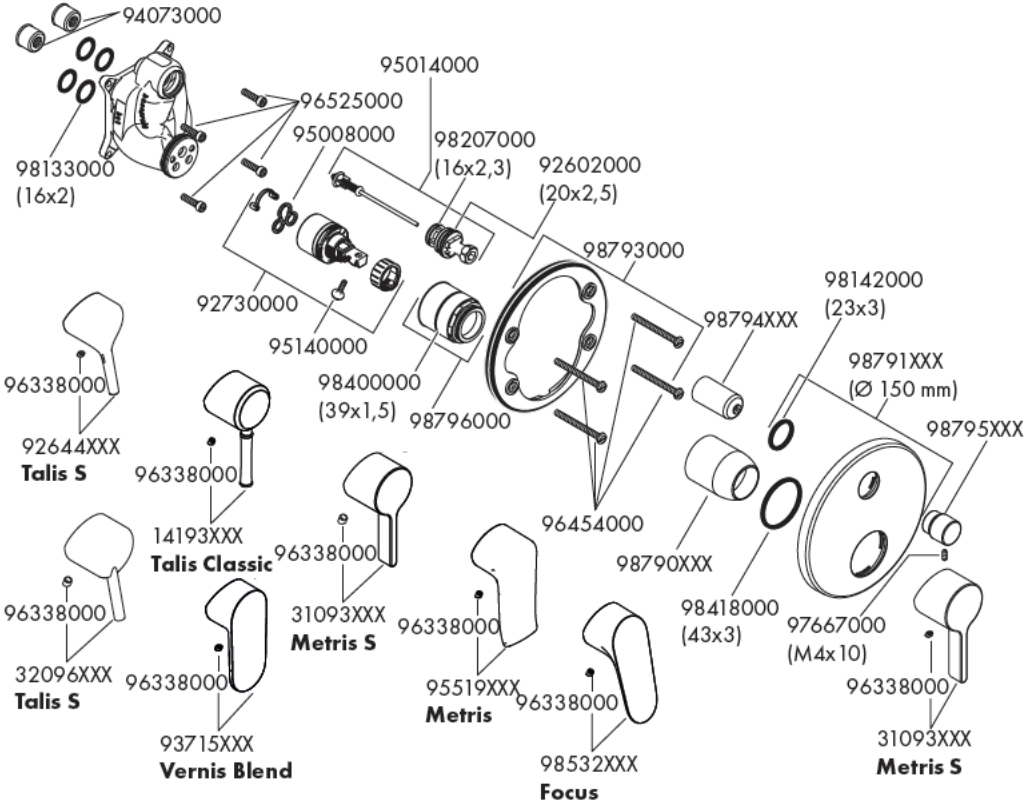

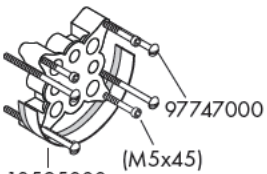

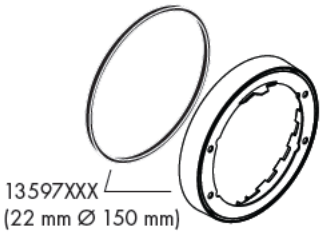

PuraVida 15445XXX
Metris 31454000
Logis Loop 71264000
Logis 71405000
Talis E 71745XXX

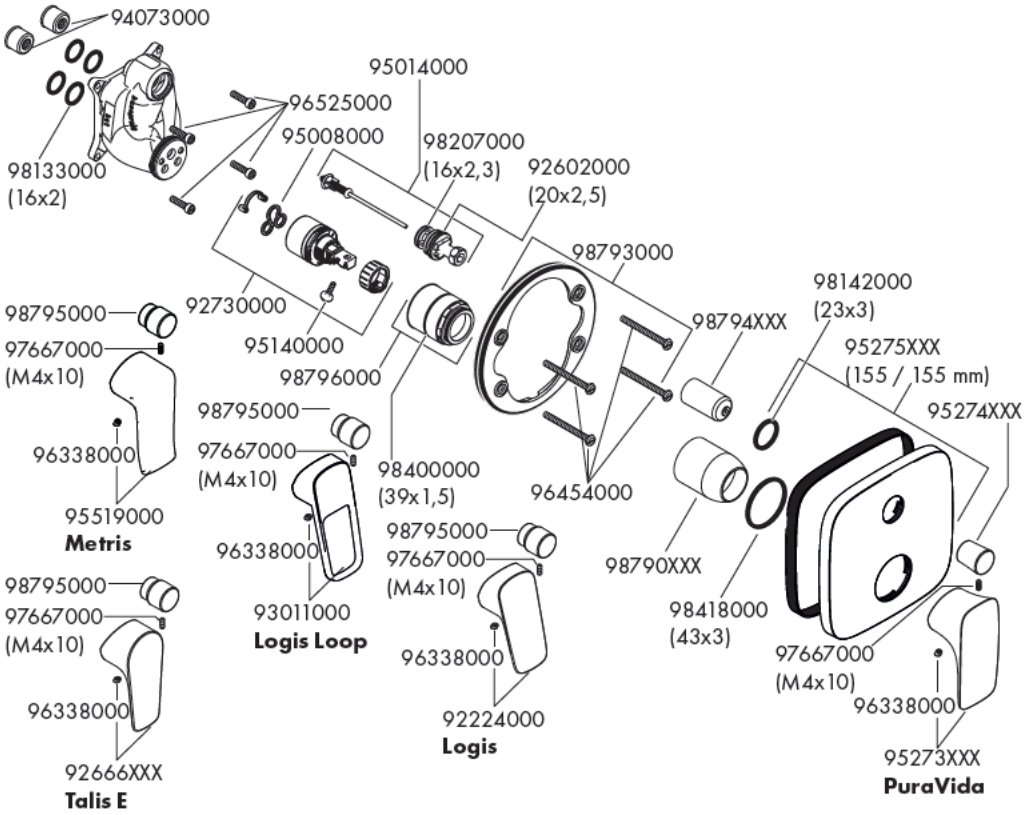

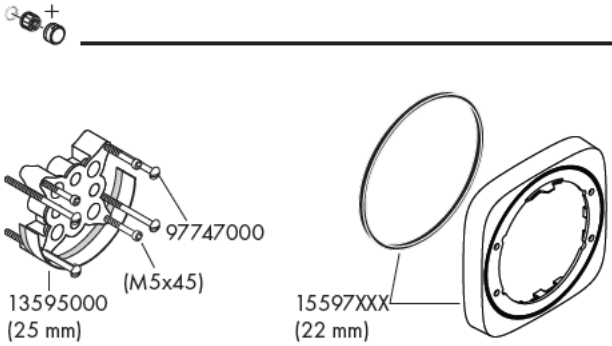

Metropol Classic 31345XXX
Metris Classic 31485000

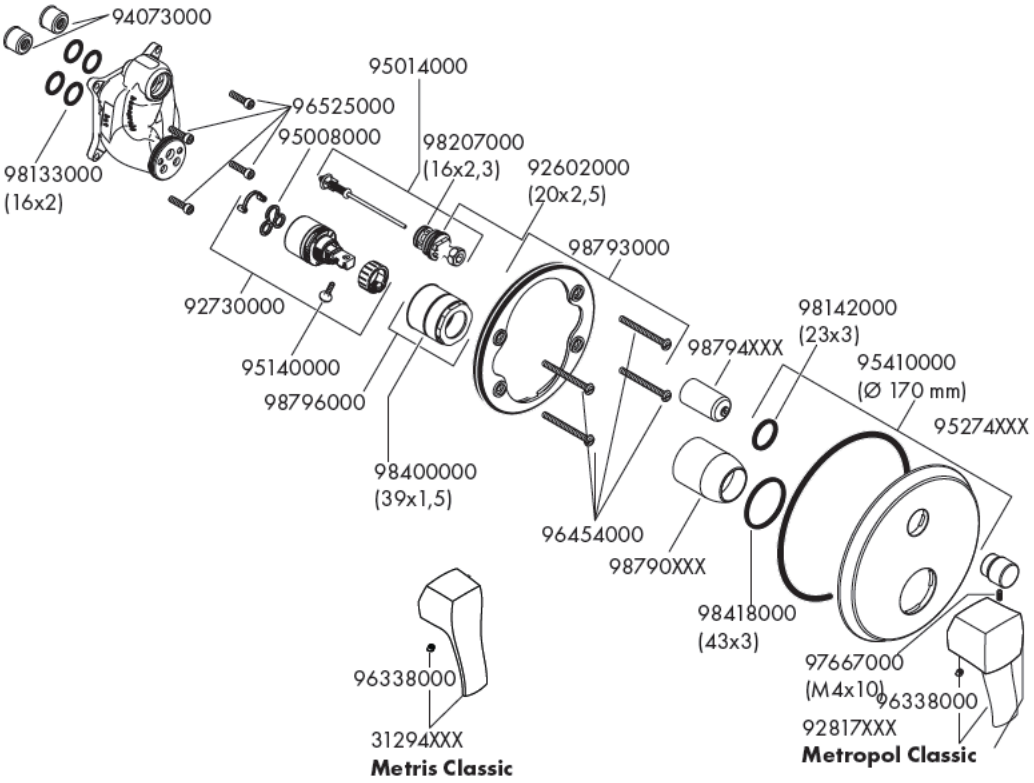



Vernis Shape 71468XXX

Vivenis 75415XXX

Finoris 76415XXX

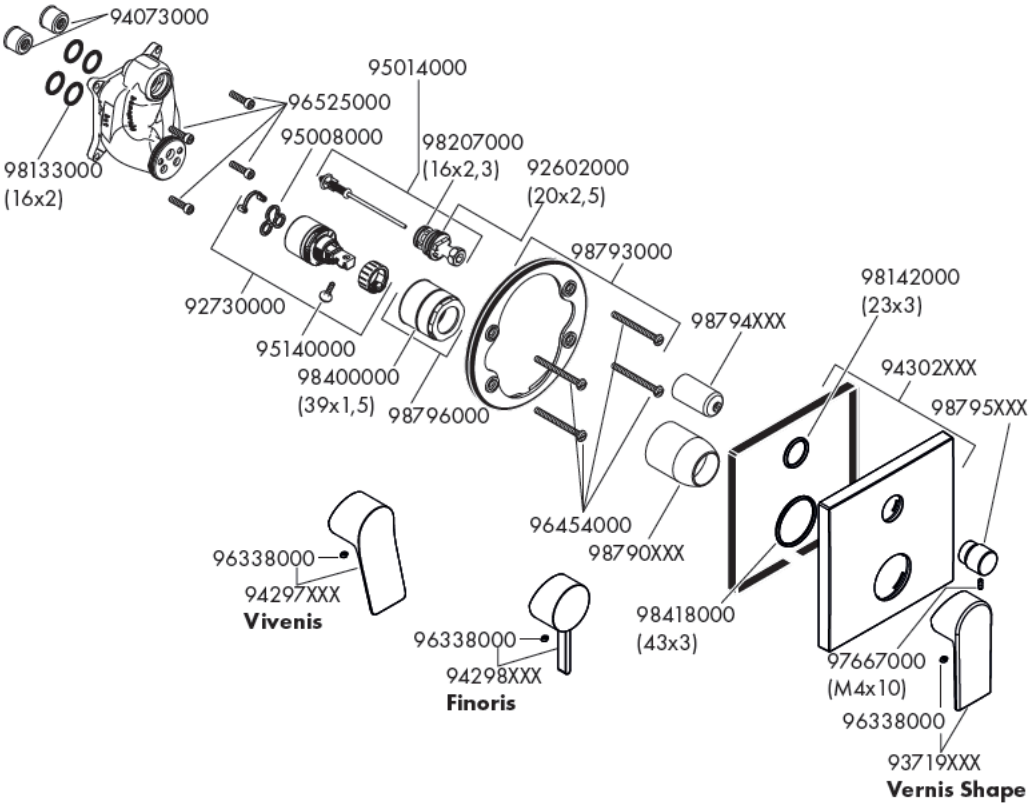

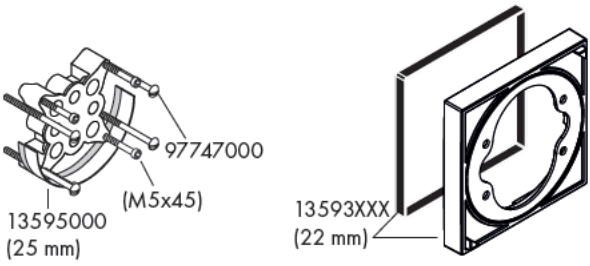

Novus 71045000
Novus Loop 71345000
Logis E 71404000

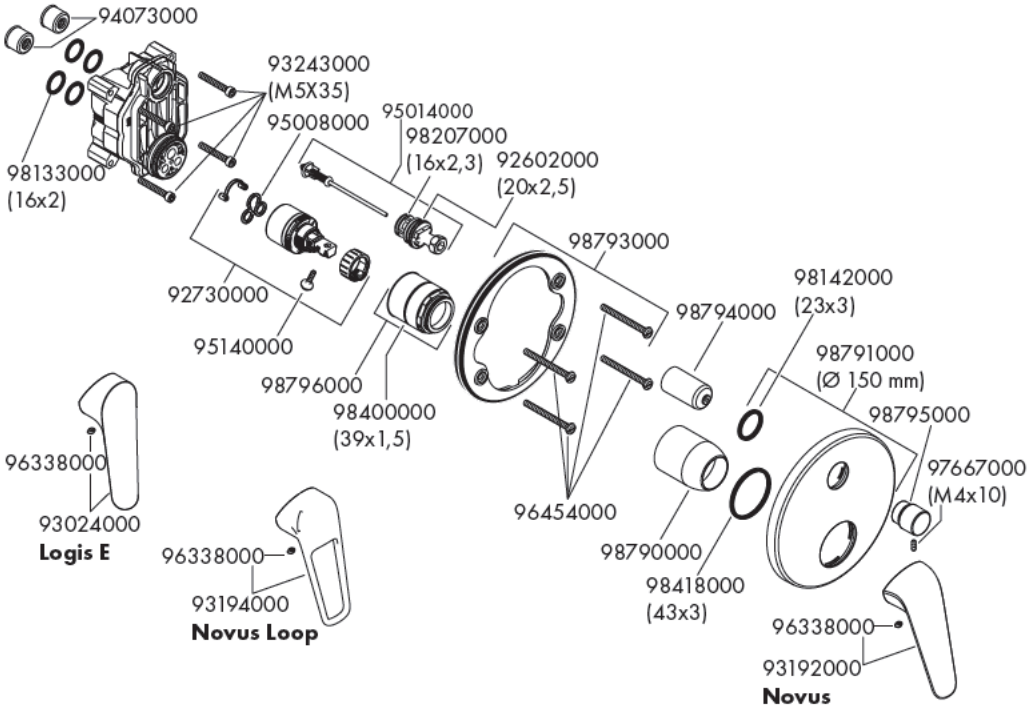



	P-IX	DVGW	SINTEF	NF	STF	ETA	GODKENDT TIL DRIKKEVAND
14145XXX			X		X	X	
15445XXX	PA-IX 9709/ICC	CQ0125	X		X	X	
31345XXX	PA-IX 9709/ICC	CQ0125			X		
31454000	PA-IX 9709/ICC	CQ0125	X		X	X	
31465XXX	PA-IX 9709/ICC	CQ0125	X		X	X	
31485000	PA-IX 9709/ICC	CQ0125	X		X	X	
31493XXX	PA-IX 9709/ICC	CQ0125	X		X	X	
31945XXX	PA-IX 9709/ICC	CQ0125	X	X	X	X	
32475XXX	PA-IX 9709/ICC	CQ0125	X		X	X	
32545XXX	PA-IX 9709/ICC	CQ0125			X	X	
71045000		CQ0125			X		
71264000	PA-IX 9709/ICC	CQ0125		X	X	X	
71345000		CQ0125			X		
71404000		CQ0125					
71405000	PA-IX 9709/ICC	CQ0125	X		X	X	
71466XXX							
71468XXX							
71745000	PA-IX 9709/ICC	CQ0125			X	X	
72405XXX	PA-IX 9709/ICC	CQ0125			X	X	
74545XXX	PA-IX 9709/ICC	CQ0125			X	X	
75415XXX							
76415XXX							



hansgrohe
Hansgrohe · Auestraße 5 - 9 · D-77761 Schiltach · Telefon +49 (0) 78 36/51-1282 · Telefax +49 (0) 7836/511440
E-Mail: Info@hansgrohe.com · Internet: www.hansgrohe.com

01/2021
9.08419.25